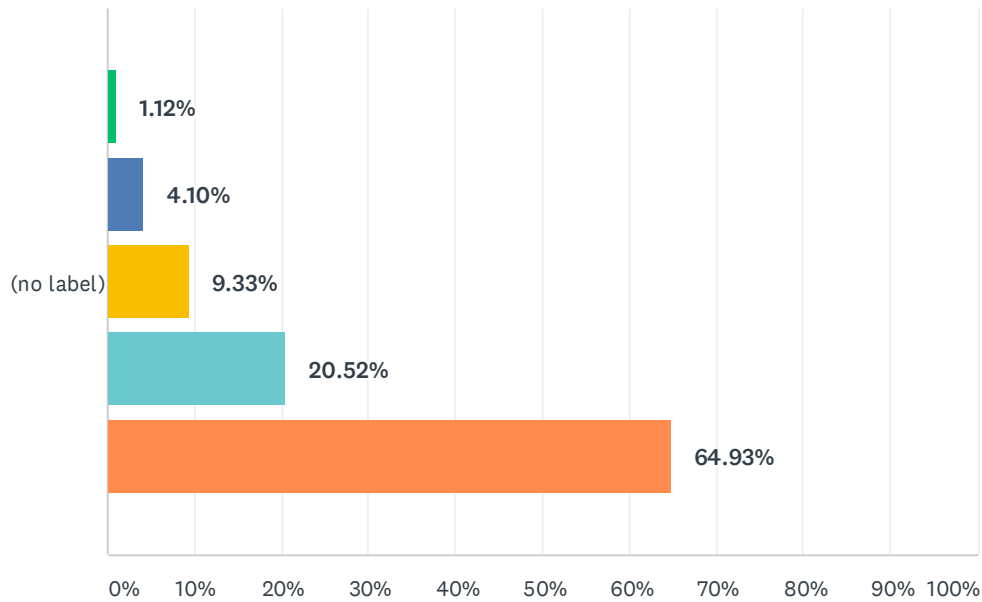


## Q1 Prior to the end of in-person services on March 15, how often did you attend Sunday morning service at Grace?

Answered: 268 Skipped: 3

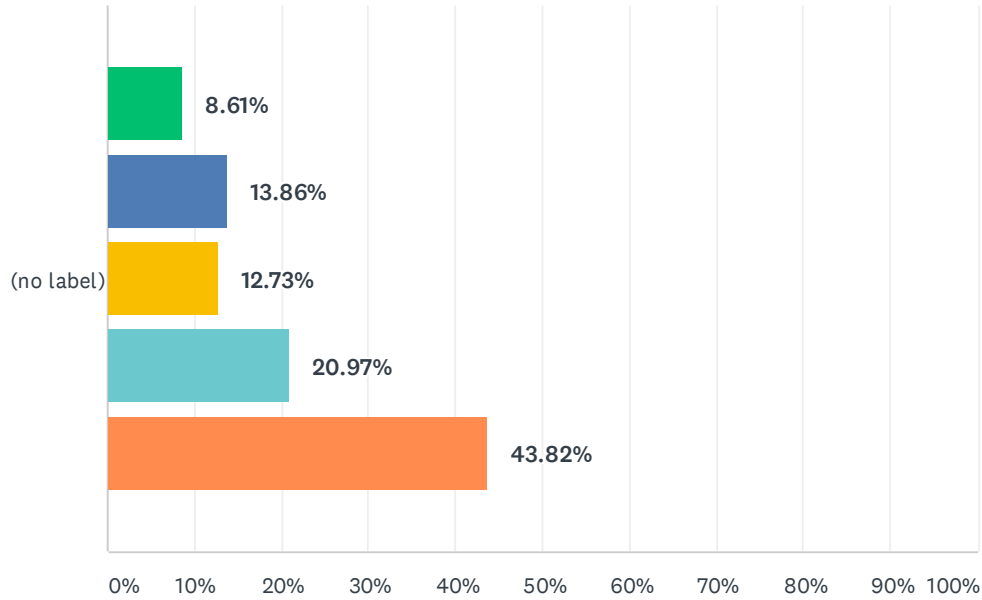


■ Virtually never  
 ■ Less than six times a year  
 ■ Between 6 and 25 times a year  
■ Between 25 and 40 times a year  
 ■ More than 40 times a year

	VIRTUALLY NEVER	LESS THAN SIX TIMES A YEAR	BETWEEN 6 AND 25 TIMES A YEAR	BETWEEN 25 AND 40 TIMES A YEAR	MORE THAN 40 TIMES A YEAR	TOTAL	WEIGHTED AVERAGE
(no label)	1.12% 3	4.10% 11	9.33% 25	20.52% 55	64.93% 174	268	4.44

## Q2 We have been worshipping online since March 15. How many of our online Sunday morning worship services have you participated in during that time?

Answered: 267 Skipped: 4

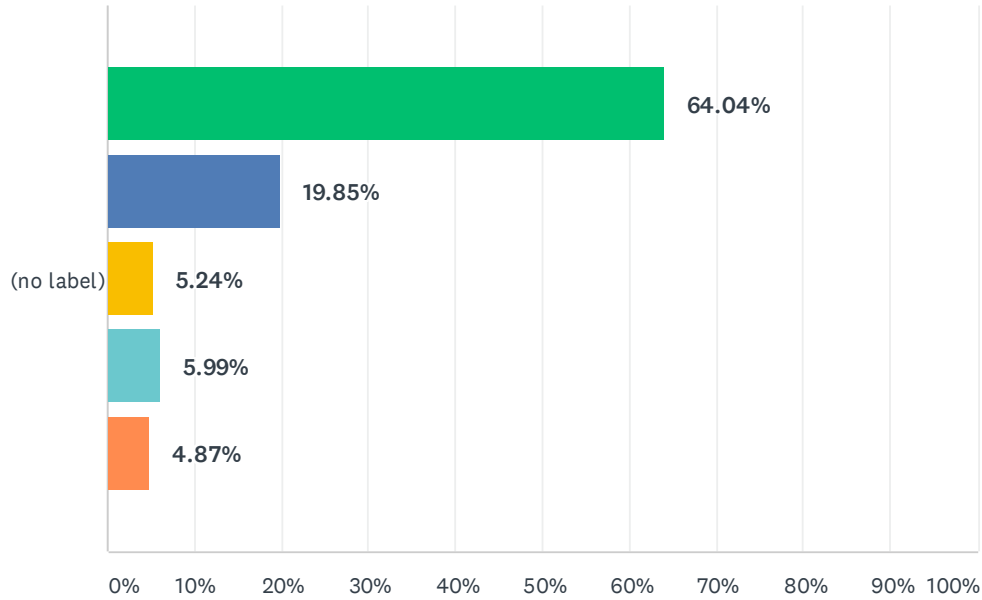


■ I have not participated 
 ■ I have occasionally participated  
■ I participate about half the time 
 ■ I participate most of the time  
■ I participate virtually every time

	I HAVE NOT PARTICIPATED	I HAVE OCCASIONALLY PARTICIPATED	I PARTICIPATE ABOUT HALF THE TIME	I PARTICIPATE MOST OF THE TIME	I PARTICIPATE VIRTUALLY EVERY TIME	TOTAL	WEIGHTED AVERAGE
(no label)	8.61% 23	13.86% 37	12.73% 34	20.97% 56	43.82% 117	267	3.78

Q3 Beginning March 25, we added a Wednesday evening online service. How many of our online Wednesday evening worship services have you participated in during that time?

Answered: 267 Skipped: 4

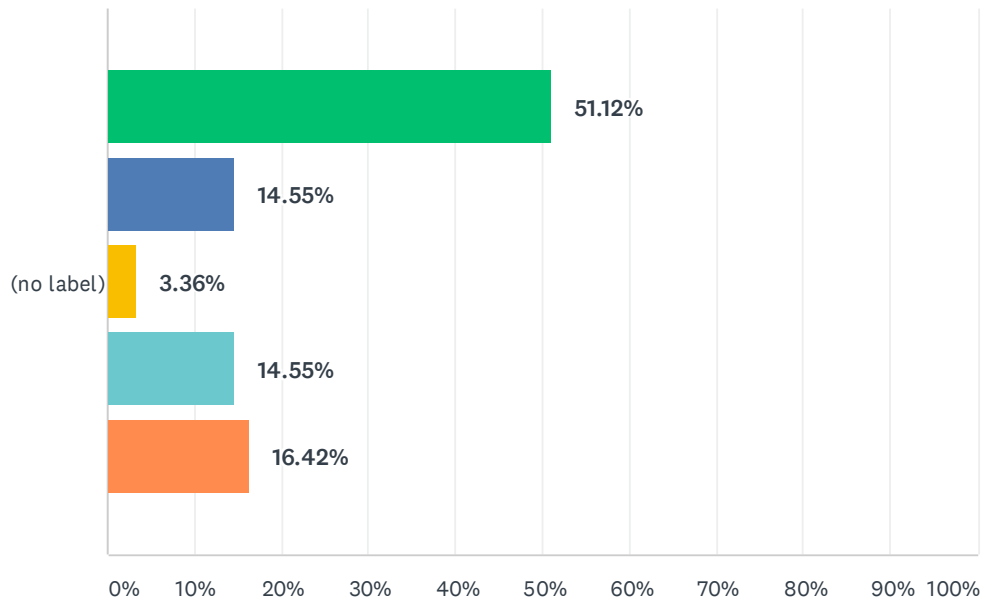


■ I have not participated 
 ■ I have occasionally participated  
■ I participate about half the time 
 ■ I participate most of the time  
■ I participate virtually every time

	I HAVE NOT PARTICIPATED	I HAVE OCCASIONALLY PARTICIPATED	I PARTICIPATE ABOUT HALF THE TIME	I PARTICIPATE MOST OF THE TIME	I PARTICIPATE VIRTUALLY EVERY TIME	TOTAL	WEIGHTED AVERAGE
(no label)	64.04% 171	19.85% 53	5.24% 14	5.99% 16	4.87% 13	267	1.68

### Q4 Since we ended meeting in-person how often have you participated in a Grace online small group or class (for example Zoom or BlueJeans)?

Answered: 268 Skipped: 3

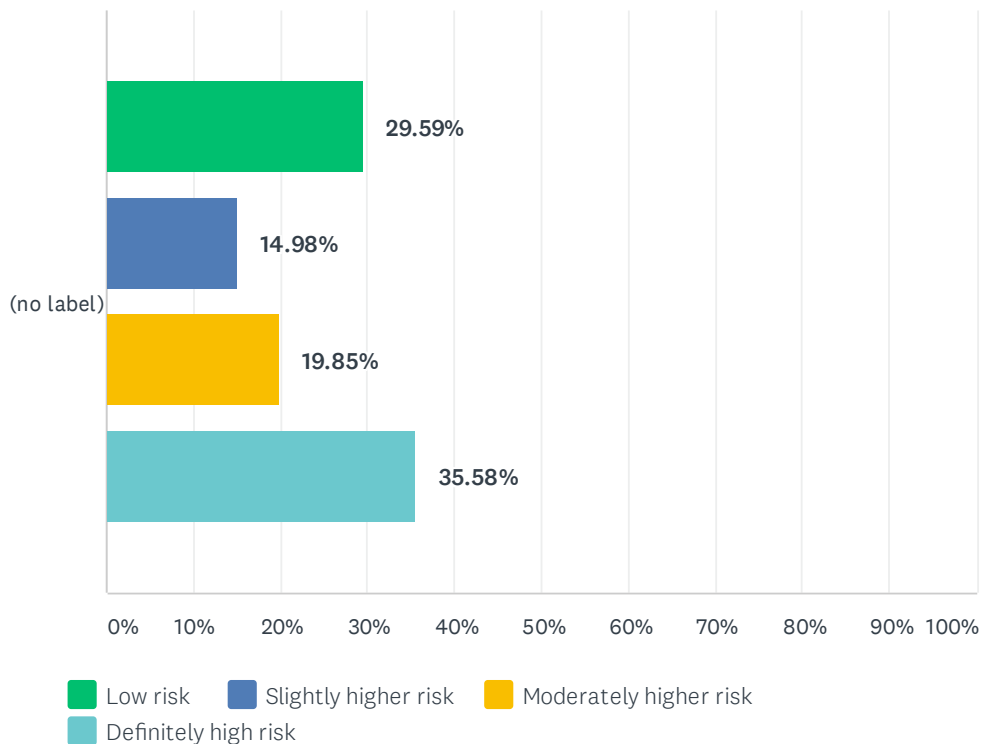


■ I have not participated   
 ■ I have occasionally participated  
■ I participate about half the time   
 ■ I participate most weeks  
■ I participate virtually week

	I HAVE NOT PARTICIPATED	I HAVE OCCASIONALLY PARTICIPATED	I PARTICIPATE ABOUT HALF THE TIME	I PARTICIPATE MOST WEEKS	I PARTICIPATE VIRTUALLY WEEK	TOTAL	WEIGHTED AVERAGE
(no label)	51.12% 137	14.55% 39	3.36% 9	14.55% 39	16.42% 44	268	2.31

### Q5 Considering the risk categories identified by the CDC and health experts as having a higher risk for serious health issues from Covid-19, are you or a member of your household in one of these higher risk categories?

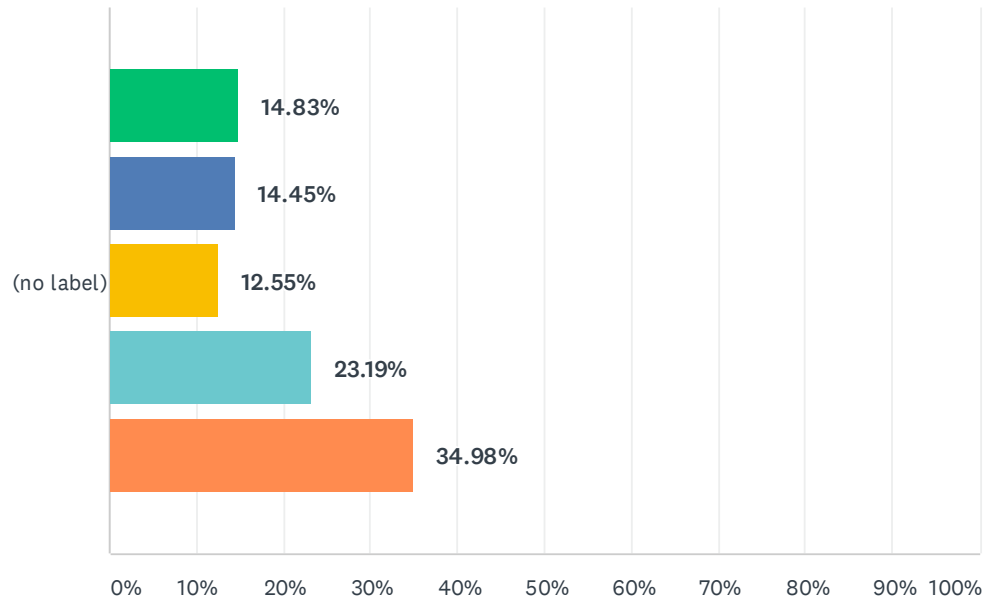
Answered: 267 Skipped: 4



	LOW RISK	SLIGHTLY HIGHER RISK	MODERATELY HIGHER RISK	DEFINITELY HIGH RISK	TOTAL	WEIGHTED AVERAGE
(no label)	29.59% 79	14.98% 40	19.85% 53	35.58% 95	267	2.61

### Q6 If Grace were to resume in-person worship in the near future with enhanced social distancing restrictions (likely including face masks) and hygiene protocols, how likely are you to attend?

Answered: 263 Skipped: 8

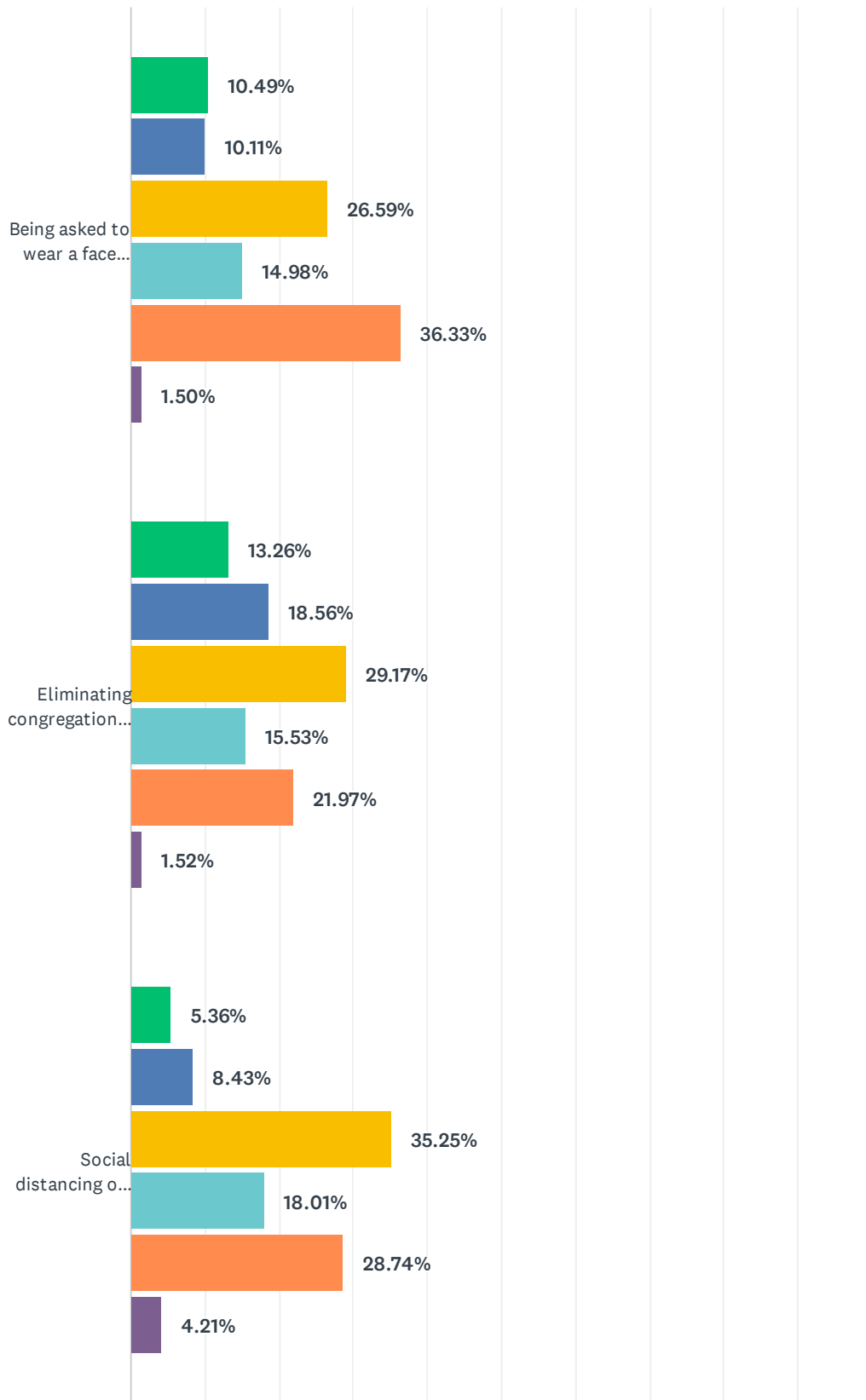


■ Highly unlikely   
 ■ Somewhat unlikely   
 ■ Neutral   
 ■ Somewhat likely  
■ Highly likely

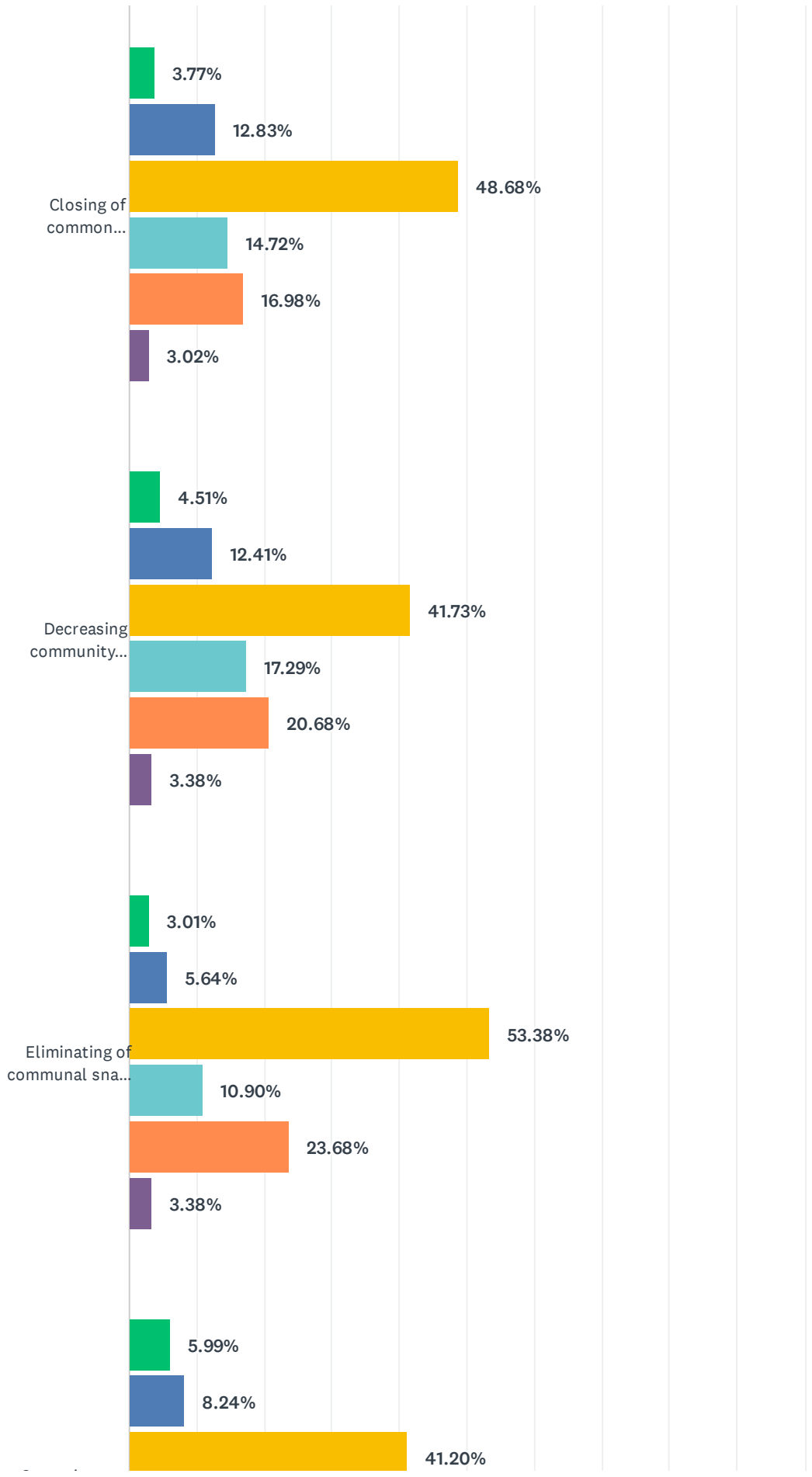
	HIGHLY UNLIKELY	SOMEWHAT UNLIKELY	NEUTRAL	SOMEWHAT LIKELY	HIGHLY LIKELY	TOTAL	WEIGHTED AVERAGE
(no label)	14.83% 39	14.45% 38	12.55% 33	23.19% 61	34.98% 92	263	3.49

# Q7 When we return to in-person worship, what impact would the following measures have on the likelihood you would participate in-person?

Answered: 268 Skipped: 3

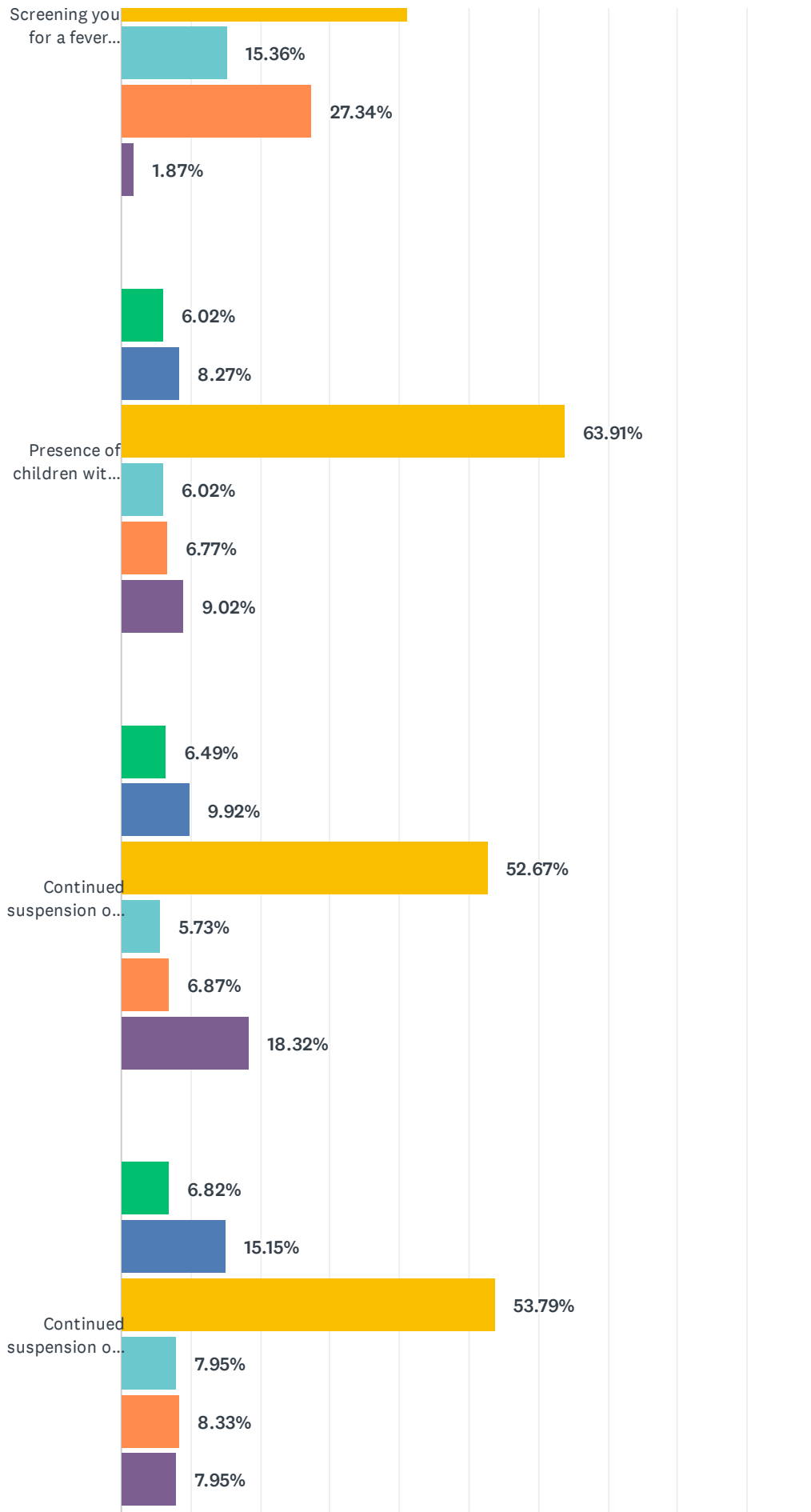


# Grace Covid 19 Regathering Congregation Survey

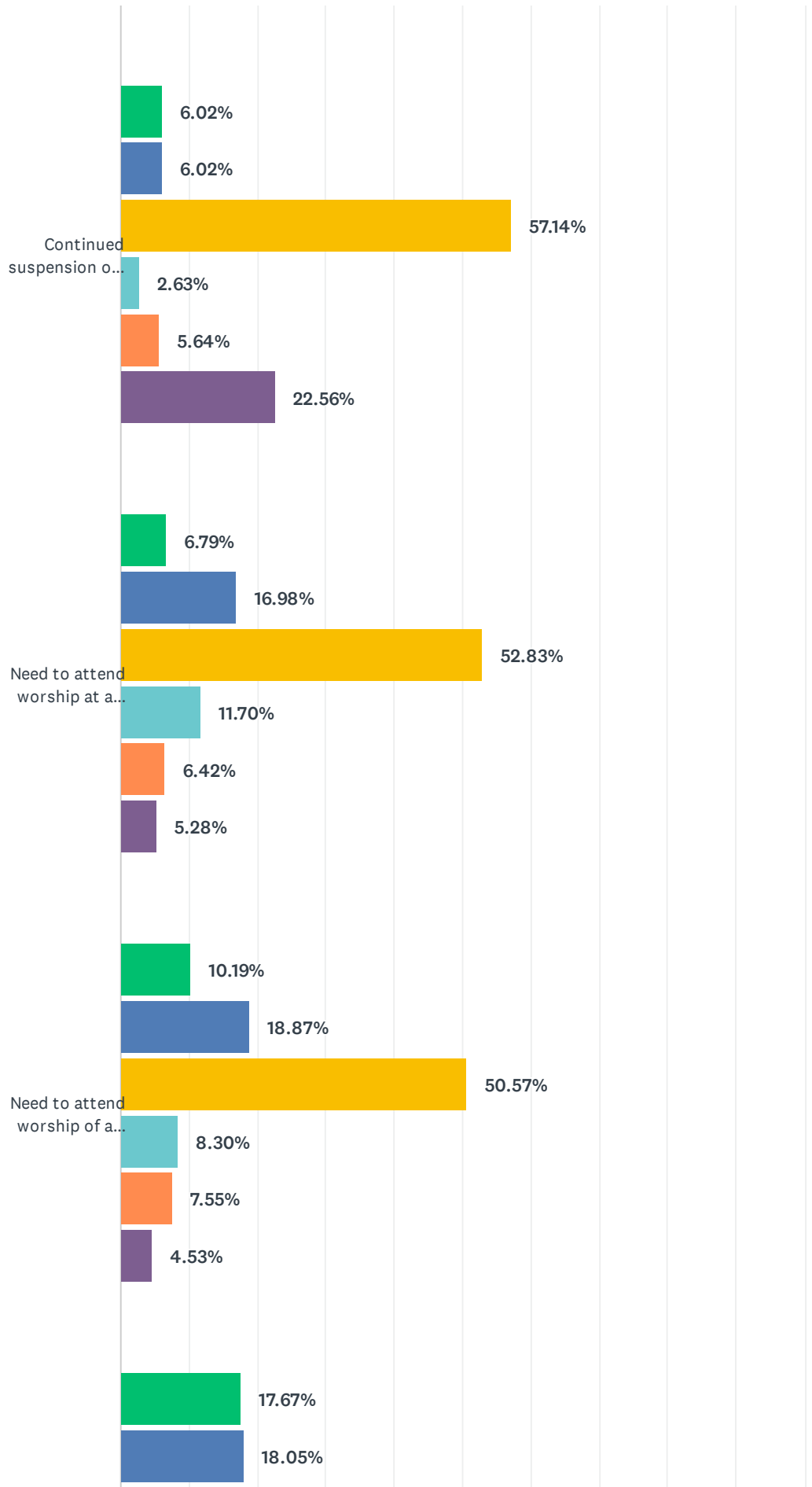




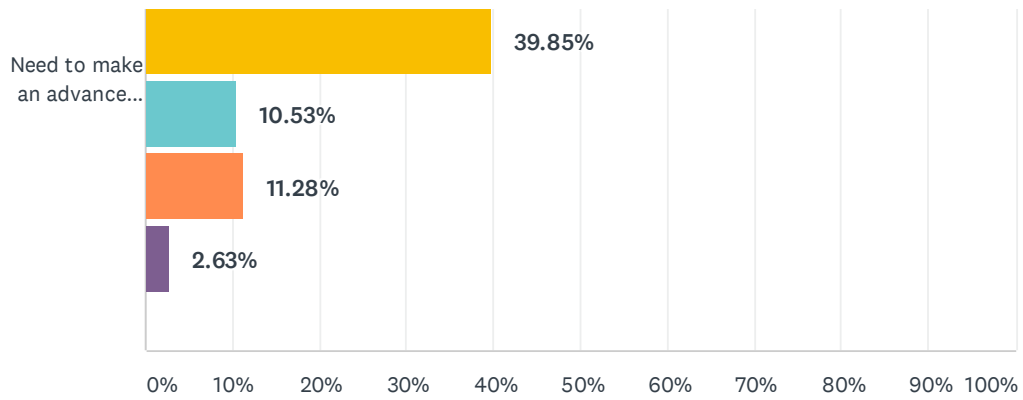
# Grace Covid 19 Regathering Congregation Survey



# Grace Covid 19 Regathering Congregation Survey



# Grace Covid 19 Regathering Congregation Survey



Legend:  
Would greatly decrease (Green)    Would somewhat decrease (Blue)    Would have no impact (Yellow)  
Would somewhat increase (Teal)    Would greatly increase (Orange)    N/A (Purple)

Grace Covid 19 Regathering Congregation Survey

	WOULD GREATLY DECREASE	WOULD SOMEWHAT DECREASE	WOULD HAVE NO IMPACT	WOULD SOMEWHAT INCREASE	WOULD GREATLY INCREASE	N/A	TOTAL	WEIGHTED AVERAGE
Being asked to wear a face covering	10.49% 28	10.11% 27	26.59% 71	14.98% 40	36.33% 97	1.50% 4	267	3.57
Eliminating congregational (but not worship leader) singing to decrease airborne virus particles	13.26% 35	18.56% 49	29.17% 77	15.53% 41	21.97% 58	1.52% 4	264	3.15
Social distancing of family groups	5.36% 14	8.43% 22	35.25% 92	18.01% 47	28.74% 75	4.21% 11	261	3.59
Closing of common gathering areas such as the Welcome Center	3.77% 10	12.83% 34	48.68% 129	14.72% 39	16.98% 45	3.02% 8	265	3.29
Decreasing community interaction due to social distancing requirements	4.51% 12	12.41% 33	41.73% 111	17.29% 46	20.68% 55	3.38% 9	266	3.39
Eliminating of communal snacks and beverages	3.01% 8	5.64% 15	53.38% 142	10.90% 29	23.68% 63	3.38% 9	266	3.48
Screening you for a fever before you enter the building	5.99% 16	8.24% 22	41.20% 110	15.36% 41	27.34% 73	1.87% 5	267	3.51
Presence of children with families in worship	6.02% 16	8.27% 22	63.91% 170	6.02% 16	6.77% 18	9.02% 24	266	2.99
Continued suspension of children and student programing	6.49% 17	9.92% 26	52.67% 138	5.73% 15	6.87% 18	18.32% 48	262	2.96
Continued suspension of adult programing	6.82% 18	15.15% 40	53.79% 142	7.95% 21	8.33% 22	7.95% 21	264	2.95
Continued suspension of child care	6.02% 16	6.02% 16	57.14% 152	2.63% 7	5.64% 15	22.56% 60	266	2.95
Need to attend worship at a different time or location than you normally attend to facilitate social distancing	6.79% 18	16.98% 45	52.83% 140	11.70% 31	6.42% 17	5.28% 14	265	2.94
Need to attend worship of a different style than you normally attend to facilitate social distancing	10.19% 27	18.87% 50	50.57% 134	8.30% 22	7.55% 20	4.53% 12	265	2.83
Need to make an	17.67%	18.05%	39.85%	10.53%	11.28%	2.63%		

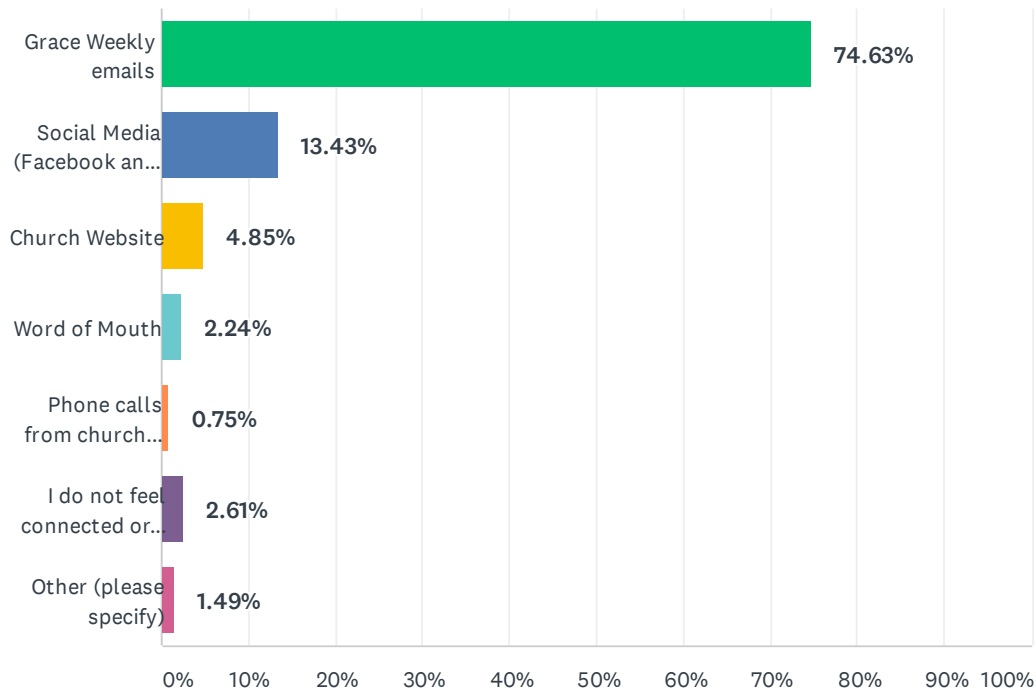
## Grace Covid 19 Regathering Congregation Survey

advance reservation in order to worship at your desired time and place.	47	48	106	28	30	7	266	2.79
--	----	----	-----	----	----	---	-----	------

---

## Q8 Which communication method has been your PRIMARY source of information and connection during this season?

Answered: 268 Skipped: 3

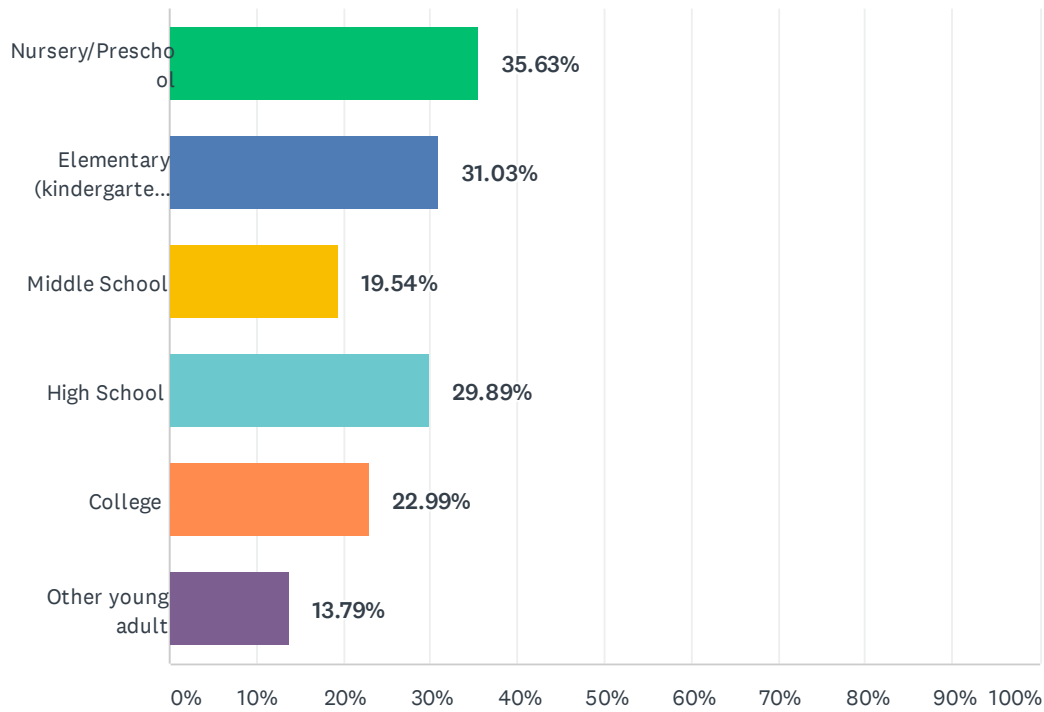


ANSWER CHOICES	RESPONSES	
Grace Weekly emails	74.63%	200
Social Media (Facebook and Instagram)	13.43%	36
Church Website	4.85%	13
Word of Mouth	2.24%	6
Phone calls from church leaders and/or members	0.75%	2
I do not feel connected or communicated with right now.	2.61%	7
Other (please specify)	1.49%	4
<b>TOTAL</b>		<b>268</b>

#	OTHER (PLEASE SPECIFY)	DATE
1	Online services and BlueJeans	5/22/2020 10:38 AM
2	I get the emails, but since worship has been suspended, I haven't been a regular reader.	5/21/2020 9:01 PM
3	Facebook for church and Wednesday night service but emails too	5/21/2020 8:52 PM
4	I'm married to Jane MacFarland	5/21/2020 6:30 PM

### Q9 Please indicate if you have people in the following age groups in your household? (Check all that apply)

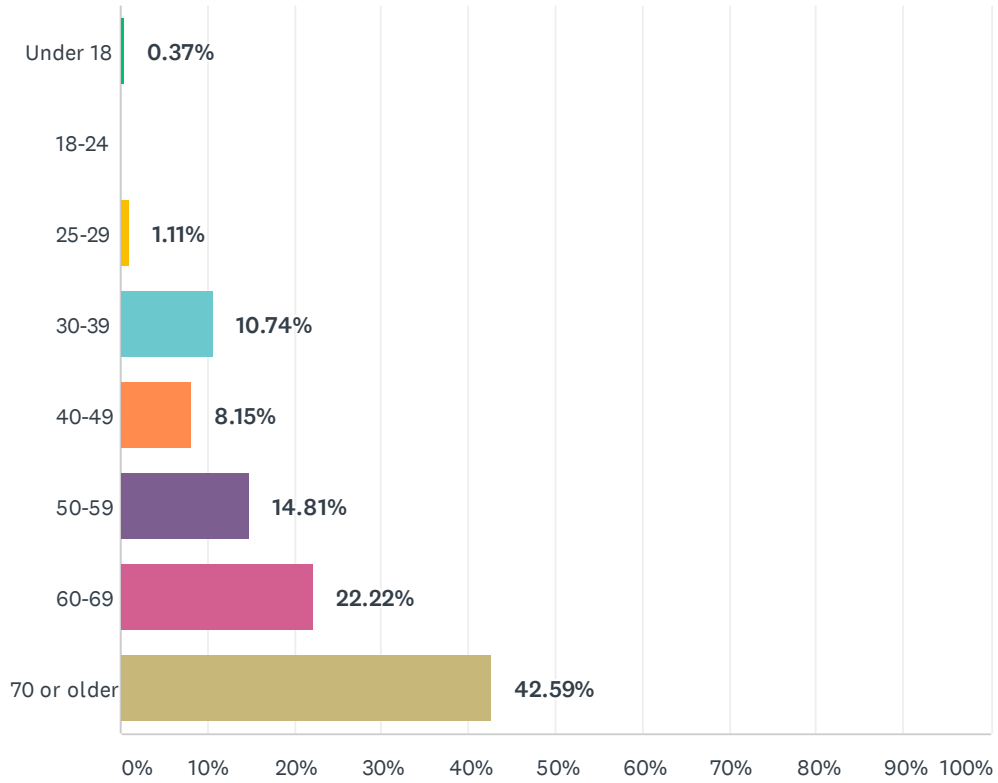
Answered: 87 Skipped: 184



ANSWER CHOICES	RESPONSES	
Nursery/Preschool	35.63%	31
Elementary (kindergarten to fifth)	31.03%	27
Middle School	19.54%	17
High School	29.89%	26
College	22.99%	20
Other young adult	13.79%	12
Total Respondents: 87		

## Q10 What is your age

Answered: 270 Skipped: 1



ANSWER CHOICES	RESPONSES	
Under 18	0.37%	1
18-24	0.00%	0
25-29	1.11%	3
30-39	10.74%	29
40-49	8.15%	22
50-59	14.81%	40
60-69	22.22%	60
70 or older	42.59%	115
<b>TOTAL</b>		<b>270</b>